District 26 M2

As of May 2026 Cumulative

Year	New Clubs	Dropped Clubs	Gain/ Loss Clubs	New Members	Charter Members	Reinstate Members	Transfer Members	Total Member Added	Total Members Dropped	Gain/ Loss Members
2021-2022	0	1	-1	80	0	5	3	88	139	-51
2022-2023	0	0	0	91	0	2	4	97	103	-6
2023-2024	0	0	0	58	0	6	12	76	106	-30
2024-2025	0	0	0	90	0	12	2	104	115	-11
2025-2026	0	0	0	82	0	9	7	98	108	-10
Average	**0**	**0**	**0**	**80**	**0**	**7**	**6**	**93**	**114**	**-22**

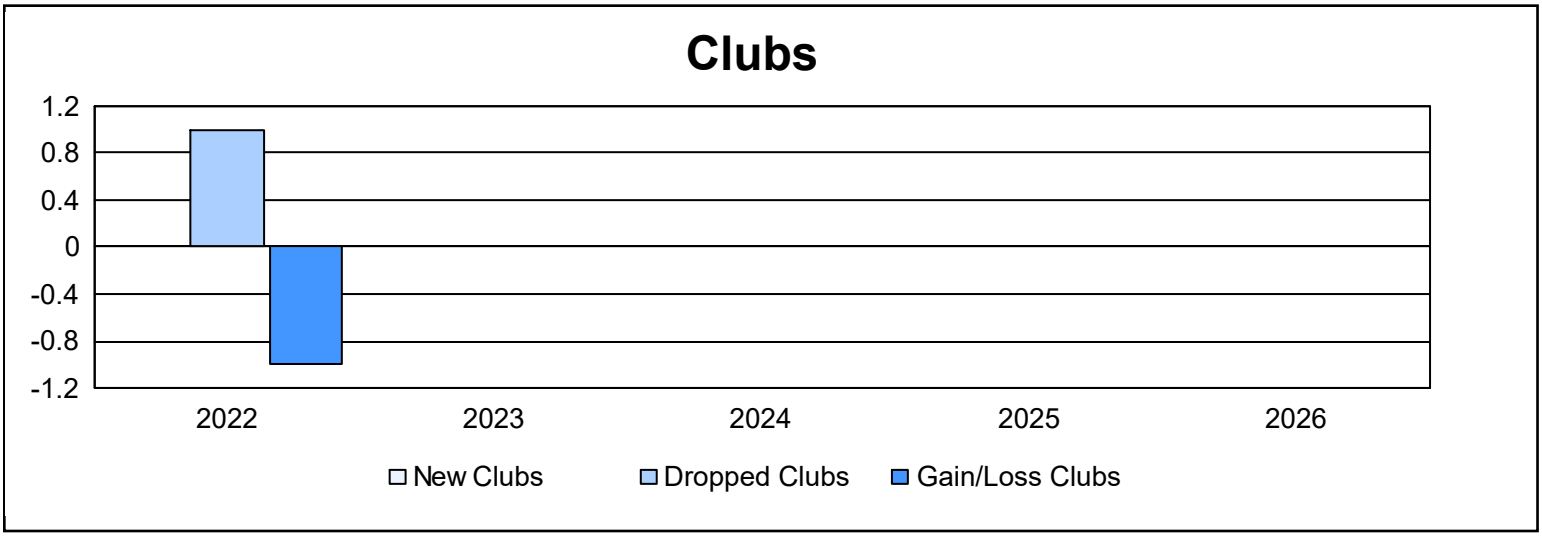

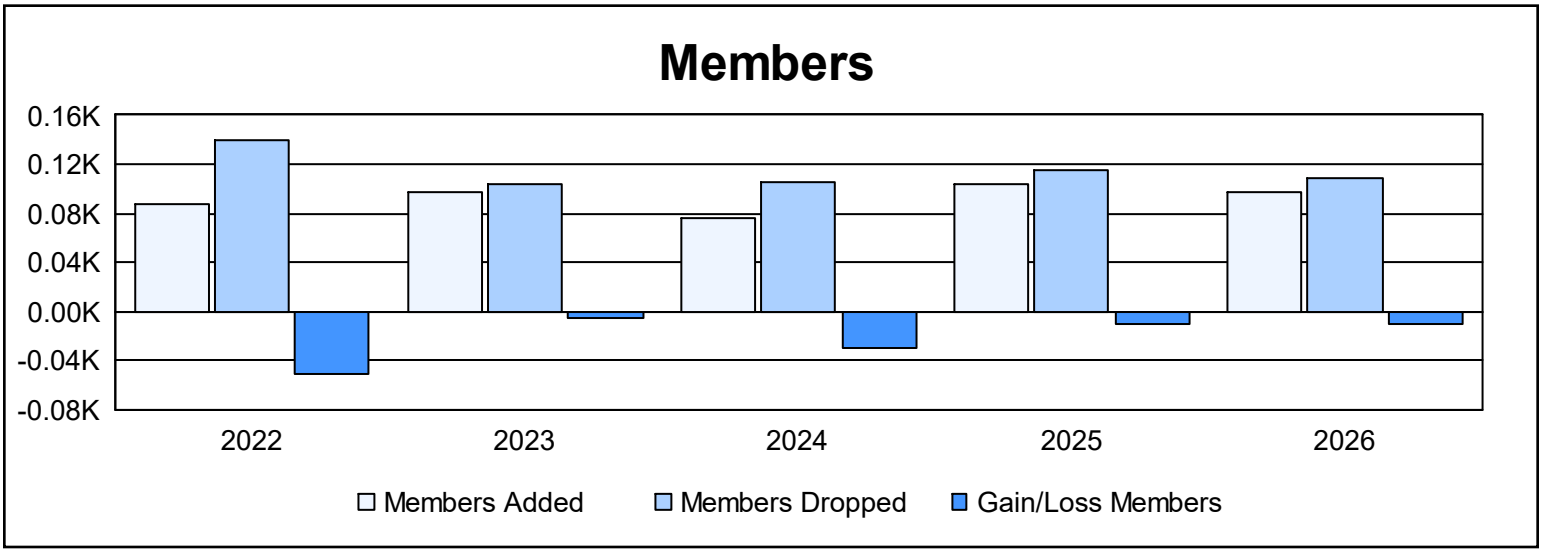

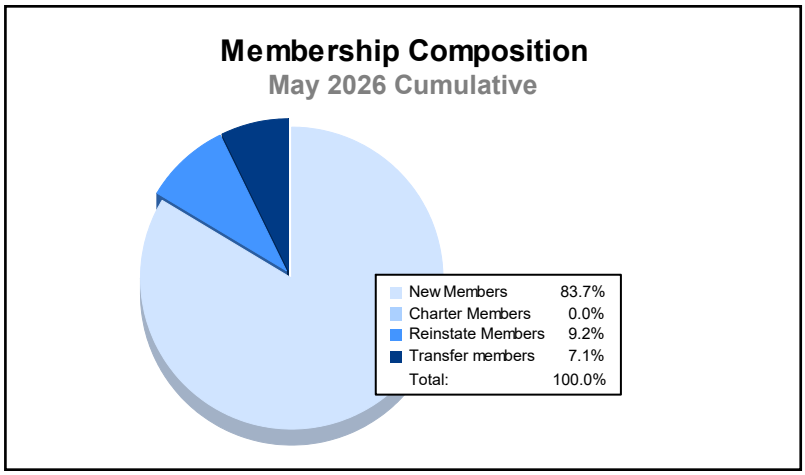
Membership Composition
May 2026 Cumulative
New Members 83.7%
Charter Members 0.0%
Reinstate Members 9.2%
Transfer members 7.1%
Total: 100.0%

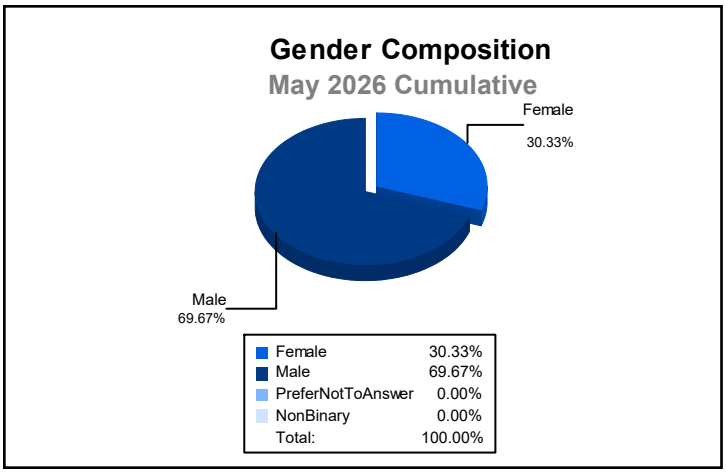
Gender Composition
May 2026 Cumulative
Female
30.33%
Male
69.67%
Female 30.33%
Male 69.67%
PreferNotToAnswer 0.00%
NonBinary 0.00%
Total: 100.00%